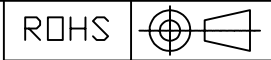
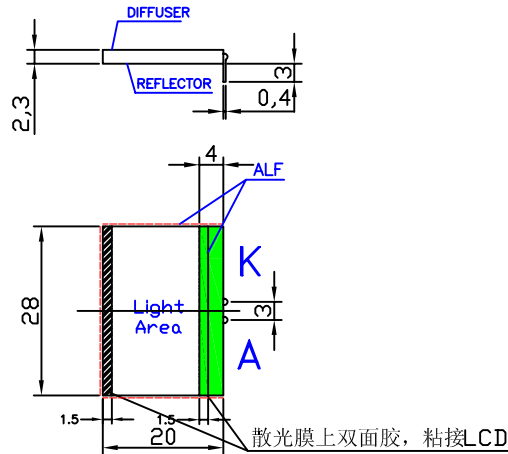


1. MECHANICAL OUTLINE

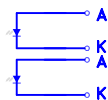
COLOR : GREEN



(Unspecified Tolerances is ± 0.3)




2. CIRCUIT DIAGRAM (LED 1X2=2 dies)



3. STORAGE & SOLDERING CONDITIONS:

- Store with care. Storing the units in bad condition will cause the reflector sheet and decrease its adhesive power. Storage The products under the condition: temperature ($25^{\circ}\text{C} \pm 10^{\circ}\text{C}$) and humidity ($65\%RH \pm 20\%RH$) our recommendation.
- The Soldering Temperature is $300 \pm 5^{\circ}\text{C}$ and Soldering Time should be less than 3 sec, and soldering iron power should be less than 30W.
- The soldering point should be farther than 1.6mm ($1/10''$) from body .
- The product is sensitive to static electricity, So it's necessary to take proper steps when storing and soldering.

2					DESIGN: RZK
1					CHECKED:
ISSUE	AMENDMENT	DATE			COUNTERSIGN:
DRAWING NO.:		REV: A0	SHEET: 1 OF 2	DATE: 2010.3.5	APPROVED:



4. ABSOLUTE MAXIMUM RATINGS (SINGLE LED)

(Unless specified, The Ambient temperature $T_a=25^{\circ}\text{C}$)

Item	Symbol	Conditions	Rating	Unit
* Absolute maximum forward current	Ifm		25	mA
* Peak forward current	Ifp	1 msec Plus 10% Duty Cycle	60	mA
Reverse Voltage	Vr		5	V
* Power dissipation	Pd		50	mW
Operating Temperature Range	Topr		-30~+70°C	°C
Storage Temperature Range	Tstg		-40~+80°C	°C

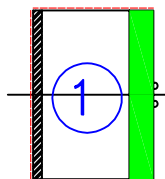
* For operation above 25°C , The Ifm Ifp & Pd must be derated, the Current derating is -0.36 mA/°c for DC drive and -0.86 mA/°c for Pulse drive, the Power dissipation is -0.75 mW/°c. The product working current must not more than the 60 % of the Ifm or Ifp according to the working temperature.

5. ELECTRICAL-OPTICAL CHARACTERISTICS

(Unless specified, The Ambient temperature $T_a=25^{\circ}\text{C}$)

Item	Symbol	min.	typ.	max.	Unit	Condition
Forward Voltage	Vf	2.8	3.0	3.2	Am	If= 15*2 Am
Reverse Current	Ir			10*2	uA	Vr= 5 V
Peak wave length	λ_p	510	520	525	nm	If= 15*2 Am
Spectral Line Half width	$\Delta\lambda$		25		nm	If= 15*2 Am
* Luminance	Lv				cd/m ²	If= 15*2 Am

* The luminance is the average value of 1 points, and, The $L_{vmax.}/L_{vmin.}$ is 1.3 max. The measurement instrument is ST-86LA luminance, Colorimeter. The caperture is ϕ 5 mm.



DESIGN:	RZK
CHECKED:	
COUNTERSIGN:	
APPROVED:	

DRAWING NO.:	REV: A0	SHEET: 2 OF 2	DATE: 2010.3.5	APPROVED:
--------------	---------	---------------	----------------	-----------