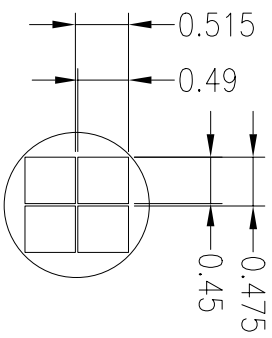


Front



DOT Detail:

NO	Part Name	Quantity
2	LCD	1
1		

CUSTOMER APPROVAL:



**ORIENT DISPLAY** (North America) Limited

DRAWN:

CHECKED:

APPROVED:

LCM NO:

JAZZ-AC-Y

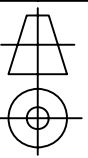
Rev: 00

UNITS: mm

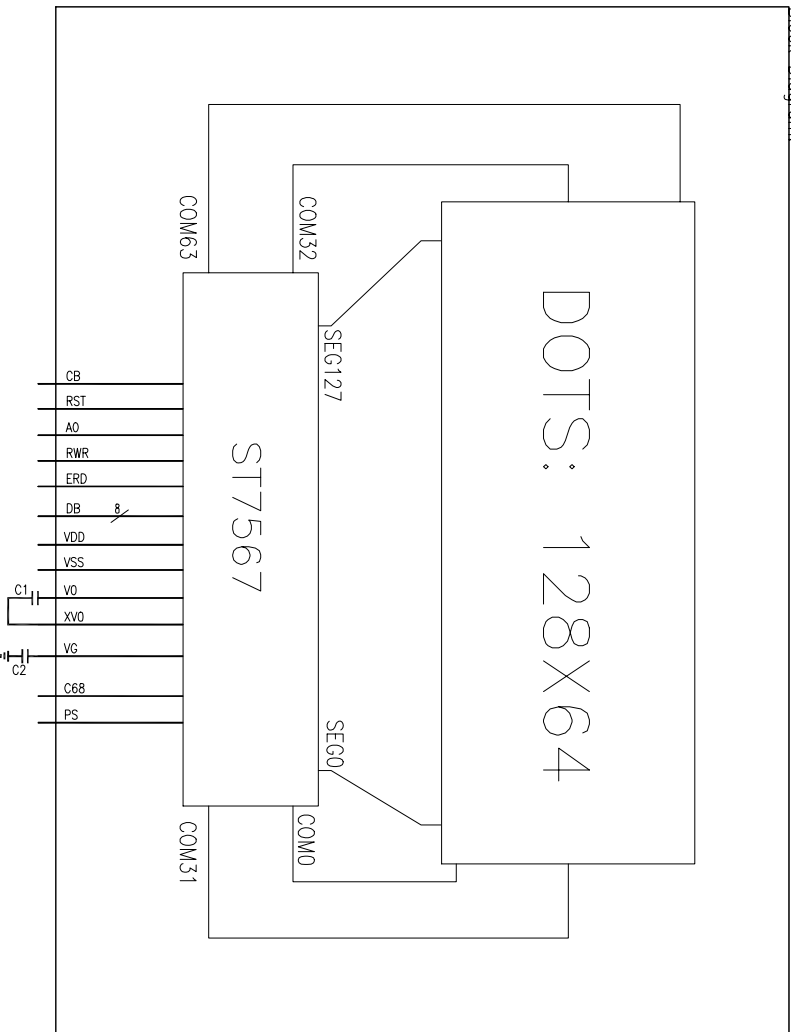
DWG NO:

JAZZ-AC-Y

SHEET 1 OF 2



Block Diagram:



DISPLAY TYPE: STN(Y-G) **Transflective, Positive**  
 VIEWING DIRECTION: 6:00  
 DRIVER IC: ST7567  
 Operating Voltage(VDD): 3.0V (TYP.)  
 LCD DRIVE VOLTAGE(Vlcd): 9V  
 DRIVING METHOD: 1/65 DUTY, 1/9 BIAS  
 OPERATING TEMPRATURE: -20°C ~ +70°C  
 STORAGE TEMPRATURE: -30°C ~ +80°C  
 All UNMARKED TOLERANCE: ±0.3mm

Pin Description:

Pin	Symbol	Function Description
1	CSB	Chip select input pin
2	RST	Reset input pin
3	A0	Register select pin
4	RWR	Read/Write execution control pin
5	ERD	Read/Write execution control pin
6	DB0	8-bit parallel interface
7	DB1	8-bit parallel interface
8	DB2	8-bit parallel interface
9	DB3	8-bit parallel interface
10	DB4	8-bit parallel interface
11	DB5	8-bit parallel interface
12	DB6	8-bit parallel interface
13	DB7	8-bit parallel interface
14	VDD	Power supply
15	VSS	Ground
16	VO	Connect 1uF cap. to the XVO PIN
17	XVO	Connect 1uF cap to the VO PIN
18	VG	LCD driving voltage for segment circuits
19	C68	Parallel interface mode(6800=1;8080=0)
20	PS	PSB selects the interface type

A00: Original Edition	
Revision History:	
LCM NO:	JAZZ-AC-Y
Rev: 00	UNITS: mm

CUSTOMER APPROVAL:



**ORIENT DISPLAY** (North America) Limited

DRAWN:

CHECKED:

APPROVED:

DWG NO:

JAZZ-AC-Y

Rev: 00

SHEET 2 OF 2

