

DOT Detail: S=10:1

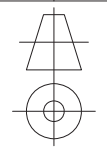
NO	Part Name	Quantity
5	Black Tape(8*11)	1
4	Pull Tape(15*8)	1
3	FPC	1
2	IC(S17567)	1
1	LCD(76/4)	1



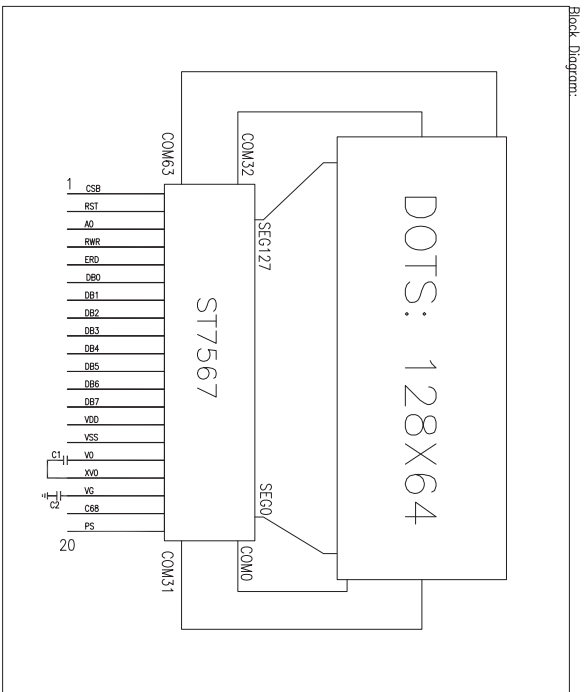
DRAWN: LFS 2010-02-02
CHECKED: CSG 2010-02-02
APPROVED: HHS 2010-02-02

LCM NO: JAZZ-AC-A
DWG NO: JAZZ-AC-A

Rev: 01 **UNITS:** mm
SHEET 1 OF 2



CUSTOMER APPROVAL:



Pin Description:

Pin	Symbol	Function Description
1	CSB	Chip select input pin
2	RST	Reset input pin
3	A0	Register select pin
4	RWR	Read/Write execution control pin
5	ERD	Read/Write execution control pin
6	DB0	8-bit parallel interface
7	DB1	8-bit parallel interface
8	DB2	8-bit parallel interface
9	DB3	8-bit parallel interface
10	DB4	8-bit parallel interface
11	DB5	8-bit parallel interface
12	DB6	8-bit parallel interface(SCL)
13	DB7	8-bit parallel interface(SDA)
14	VDD	Power supply
15	VSS	Ground
16	V0	Connect 1uF cap to the XV0 PIN
17	XV0	Connect 1uF cap to the V0 PIN
18	VG	LCD driving voltage for segment circuits
19	C68	Parallel interface mode(6800=1,8080=0)
20	PS	PSB selects the interface type

DISPLAY TYPE: **ASTN, Transmissive, Negative**
 VIEWING DIRECTION: 6:00
 DRIVER IC: ST7567
 LOGIC VOLTAGE: 3.2±0.1V
 LCD DRIVE VOLTAGE(Vcd): 12.5V
 DRIVING METHOD: 1/65 DUTY, 1/9 BIAS
 OPERATING TEMPRATURE: -30° ~ +85°C
 STORAGE TEMPRATURE: -40° ~ +90°C
 INTERFACE CONNECTOR: FPC
 ALL UNMARKED TOLERANCE: ±0.3mm



F01:Modify the Vcd.
F00:Modify display mode and the temperature.
E00:Modify display mode.
D00:Modify display mode.
C01:Modify display mode.
C00:Modify display mode.
B00:Modify display mode.
A00: Original Edition

Revision History:



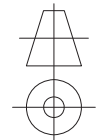
DRAWN:
YXP
2010-02-02

CHECKED:
WYH
2010-02-02

APPROVED:
HHS
2010-02-02

LCM NO: JAZZ-AC-A
DWG NO: JAZZ-AC-A

Rev: 01
SHEET 2 OF 2



CUSTOMER
APPROVAL: